




## Woven Wire Screencloth Specifications

### Square Apertures - High Tensile Wire



Aperture (Imperial)	Aperture (mm)	Wire (mm)	Open Area %	Crimp Types	Aperture (Imperial)	Aperture (mm)	Wire (mm)	Open Area %	Crimp Types
5"	125.0	12.5	82	DL					
4"	100.0	11.2	81	DL					
3 1/2"	88.0	11.2	79	DL					
3"	75.0	11.2	76	DL					
2 7/8"	70.0	10.0	77	DL					
	63.0	12.5	70	DL					
2 1/2"	63.0	10.0	75	DL					
	63.0	8.0	79	DC					
2 1/4"	57.0	10.0	73	DL					
	55.0	8.0	77	DL					
2"	50.0	10.0	70	DL					
	50.0	8.0	74	DL					
1 3/4"	45.0	10.0	67	DL					
	45.0	8.0	72	DL					
	42.0	7.1	73	DL					
	40.0	7.1	72	DL					
1 1/2"	39.0	10.0	64	SC					
	39.0	8.0	69	SC					
	38.0	7.1	71	DL					
1 3/8"	35.5	10.0	61	SC					
	35.0	8.0	66	SC					
	32.0	7.1	67	DL					
1 1/4"	31.5	10.0	58	SC					
	31.5	8.0	64	SC					
	30.0	8.0	62	SC					
	30.0	7.1	65	DL					
1 1/8"	28.5	6.3	67	SC					
	28.0	8.0	60	SC					
	26.1	6.3	65	SC					
	25.7	5.0	70	SC					
1"	25.3	7.1	61	SC					
	25.0	8.0	57	SC					
	25.0	6.3	64	DL&SC					
	24.0	8.0	56	SC					
	22.7	6.3	61	SC					
7/8"	22.1	7.1	57	SC					
	21.7	6.3	60	SC					
	21.5	5.0	66	DL					
	21.0	7.1	56	SC					
	20.2	6.3	58	SC					
13/16"	20.2	5.6	61	SC					
	19.2	6.3	57	SC					
	19.0	5.0	63	DL					
	18.4	5.6	59	SC					
11/16"	17.7	6.3	54	SC					
	17.7	4.0	67	SC					
	17.3	5.0	60	SC					
	16.0	6.3	52	SC					
5/8"	16.0	5.6	55	SC					
	16.0	5.0	58	SC					
	15.5	5.6	54	SC					
	15.3	5.0	57	SC					
19/32"	15.0	6.3	50	SC					
	15.0	4.0	62	SC					
						14.6	5.6	52	SC
						14.0	5.0	54	SC
					35/64"	13.9	6.3	47	SC
						13.9	4.0	60	SC
					17/32"	13.4	5.0	53	SC
						13.0	4.00	58	SC
					1/2"	12.5	5.00	51	SC
						12.5	4.00	58	SC
					15/32"	12.0	6.30	43	SC
						12.0	5.00	50	SC
						11.8	4.00	56	SC
						11.5	5.00	49	SC
					7/16"	11.2	4.00	54	SC
						11.2	3.15	61	SC
						10.8	4.00	53	SC
						10.7	6.30	39	SC
						10.6	5.00	45	SC
					13/32"	10.4	4.00	52	SC
						10.2	4.00	52	SC
						9.9	4.00	51	SC
						9.7	4.00	50	SC
						9.7	3.15	57	SC
					11/32"	9.0	3.15	55	SC
						8.9	4.00	48	SC
						8.4	4.00	46	SC
					5/16"	8.0	3.15	51	SC
						7.9	4.00	44	SC
						7.4	3.15	49	SC
						7.2	4.00	41	SC
					9/32"	7.1	2.80	51	SC
						6.8	3.15	47	SC
						6.4	4.00	38	SC
					1/4"	6.2	3.15	44	SC
						6.0	2.50	50	SC
					15/64"	5.8	3.15	42	SC
						5.7	2.80	45	SC
						5.2	2.50	46	SC
						5.1	2.80	42	SC
						5.0	3.00	39	SC
					3/16"	4.9	2.80	41	SC
						4.9	2.50	44	SC
						4.9	2.00	50	SC
						4.5	2.20	45	SC
					11/64"	4.4	2.50	41	SC
						4.3	2.00	47	SC
						4.0	2.50	38	SC
					5/32"	3.8	2.50	36	SC
						3.8	2.00	43	SC
						3.4	2.00	40	SC
					1/8"	3.2	2.00	38	SC
						3.0	2.00	36	SC
						3.0	1.60	43	SC
					3/32"	2.5	1.50	39	SC
					5/64"	2.0	1.00	44	SC



#### Crimp Types

- DL** = Double Lock
- DC** = Double Crimp
- SC** = Single Crimp

Varying apertures, wire diameters and crimp types are available upon request, ask one of our expert sales representatives for further information.